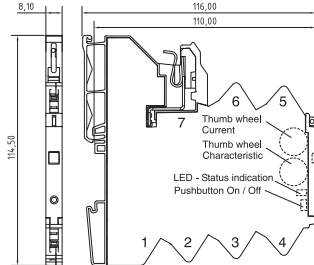


Load monitoring · Microcompact LOCC Box-Net

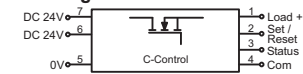
Electronic load monitoring up to DC 10 A, with communication, parameterized
 Single-channel design, Adjustable current range: DC 1 A – 10 A
 Adjustable characteristics, fast, medium, slow 1, -2, -3



Dimensions

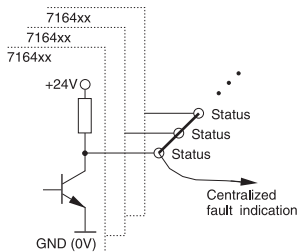
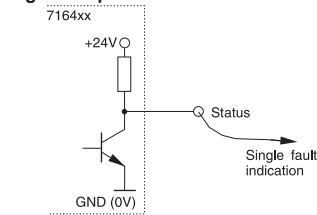


PIN assignment



- 1: + Output
- 2: Control input (Set/Reset)
- 3: Status output
- 4: 1 Wire bus (Communication)
- 5: 0V
- 6: + Supply (alternative)
- 7: + Supply

Signal output



Description	Part-No.	Type	PU	
Spring terminal				
Nominal voltage	DC 12 / 24 V	716403	LOCC-Box-Net 7-6403	1
	DC 12 / 24 V	716404	LOCC-Box-Net 7-6404	1
Input				
	LOCC-Box-Net 7-6403		LOCC-Box-Net 7-6404	
Nominal voltage	DC 12 / 24 V			
Operation voltage range	DC 10 V – 32 V			
Rated current	DC 10 A			
Supply current	DC 40 A over Cu-rails 10 × 3 mm			
Reverse voltage protection	internal electronics			
Termination	screwless disconnect slide			
Control input (Set / Reset)				
Signal level	DC 12 / 24 V (EN 61131)			
OFF	Low level			
ON	High level (automatic reset)			
Output				
Switching element	MosFet			
Output current	max. DC 10 A			
Voltage drop	<170 mV (10 A)			
Status Indication	LED green: Operating voltage present, no error LED red: Error in load circuit			
Switch-on capacity	10000 µF			
Current range	1 A – 10 A (adjustable via switch in 1 A steps)			
Characteristic	fast (1), medium (2), slow 1 (3), slow 2 (4), slow 3 (5), can be configured (19) see 'Characteristic curves'			
Signal output				
Signal level	DC 12/24 V: Operating voltage present, no error; DC 0 V: error, output switched off, and manual "OFF" (parameterized)			
Switching element	Transistor, collector with pull-up resistance			
General				
Housing material	PA 6.6 (UL 94-V0; NFF I2, F2)			
Field installation	rail TS 35 (EN 60175)			
Protection class	IP 20			
Installation position	Optional			
Termination	Spring terminal 0.25–2.5 mm ²			
Operation temperature range	-25 °C – 50 °C			
Storage temperature range	-40 – 85 °C			
Dimensions (w × h × d) in mm	8.1 × 114.5 × 116.0			
Weight (kg/piece)	0.120			
Approvals	cULus, GL in preparation			
Standards	EN 60950-1; EN 61131-1,2; EN 61000; EN 60947-4-1; EN 55022			
Accessories				
	Color	Article number	Type	PU
0 V collective terminal		716420	LOCC Box-SK 7-6420	2
Supply terminal with cutout for copper rail to increase current		716421	LOCC Box-EKL 7-6421	2
Distance terminal without contact		716422	LOCC Box-DKL 7-6422	2
LOCC Box empty housing without terminal		716424	LOCC Box-DY 7-6424	2
Supply kit (supply and end terminals) 10 mm ²		716425	LOCC Box ES 7-6425	1
Supply kit (supply and end terminals) 16 mm ²		716447	LOCC Box ES 7-6477	1
Jumper comb, 8-pin, 6 A	white	716428	LOCC Box BKW 7-6428	5
Jumper comb, 8-pin, 6 A	red	716429	LOCC Box BKR 7-6429	5
Jumper comb, 8-pin, 6 A	blue	716430	LOCC Box BKB 7-6430	5
Jumper comb, 16-pin, 6 A	white	716438	LOCC Box BKW 7-6438	5
Jumper comb, 16-pin, 6 A	red	716439	LOCC Box BKB 7-6440	5
Jumper comb, 16-pin, 6 A	blue	716440	LOCC Box BKR 7-6439	5
Tag holder (quantity 200)	white (5×5 mm)	716431	LOCC Box BZW 7-6431	1
Tag holder (quantity 200)	red (5×5 mm)	716432	LOCC Box BZR 7-6432	1
Tag holder (quantity 200)	blue (5×5 mm)	716433	LOCC Box BZB 7-6433	1
Tag holder (quantity 200)	yellow (5×5 mm)	716434	LOCC Box BZG 7-6434	1
Tag holder (quantity 120)	white (12×6 mm)	716441	LOCC Box BZW 7-6441	1
Tag holder	white (39.3×5 mm)	716443	LOCC Box BZW 7-6443	20
Cover for tag holder 716443	transparent	716444	LOCC Box-BAD 7-6444	20
A4 label sheets (quantity 240)	white	716445	LOCC Box-LEB 7-6445	10
Tag holder (quantity 50), printing 1–50	white	716446	LOCC Box BZW 7-6446	1
Copper rail, 1 m		716426	LOCC Box CU 7-6426	1
CU rail cover, 1 m		716427	LOCC Box AD 7-6427	1